

2U Storage OCA DC Power Supply Adapter Kit User Guide

REQUIRED MATERIALS

ASM-03072-01-A DC Power Supply Conversion Kit Containing:

- AcBel Power Supply Unit, R1CD2122A x 2
- DC Hookup Cable with Green Ground Cable, CBL-00683-01-A x 2

OR

ASM-03072-02-A DC Power Supply Conversion Kit Containing:

- AcBel Power Supply Unit, R1CD2122A x 2
- DC Hookup Cable with Blue Ground Cable, CBL-00683-02-A x 2



WARNING!

Ensure the system is powered down and unplugged before proceeding.

2U Storage OCA DC Power Supply Adapter Kit User Guide

REWORK INSTRUCTIONS

1. Verify cabling is correctly connected to the DC adaptor end of CBL-00683-01-A. If necessary, use a slotted screwdriver to reposition cables according to figure 1.1 or figure 1.2.

Wire Color Code for CBL-00683-01-A:

PIN #	DESCRIPTION	WIRE COLOR
1	RETURN (RTN)	RED
2	-48V	BLACK
3	GROUND (GND)	GREEN

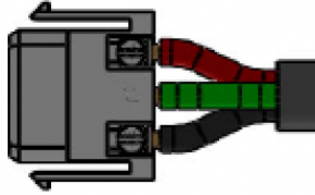


Figure 1.1. Correct cable connection of CBL-00683-01-A. Note orientation of connector based on locking screws.

Wire Color Code for CBL-00683-02-A:

PIN #	DESCRIPTION	WIRE COLOR
1	RETURN (RTN)	RED
2	-48V	BLACK
3	GROUND (GND)	BLUE

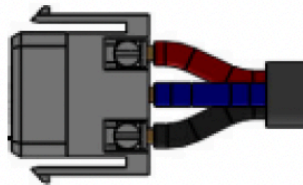


Figure 1.2. Correct cable connection of CBL-00683-02-A.




Figure 1.3. Securing cable to DC adaptor end of CBL-00683-01-A.

2U Storage OCA DC Power Supply Adapter Kit User Guide

2. Install CBL-00683-01-A to the power supply and connect the common ground cable to the ground lug called out in Figure 2.1.




Figure 2.1. DC power supply with cable installed.